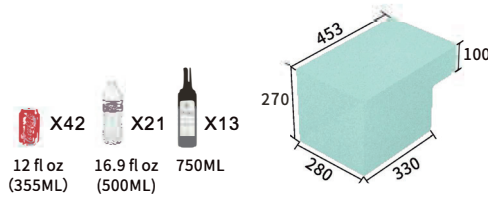
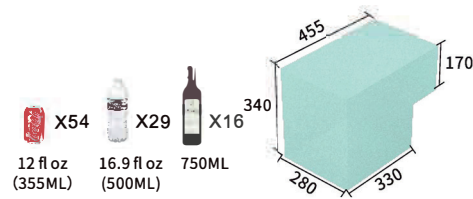
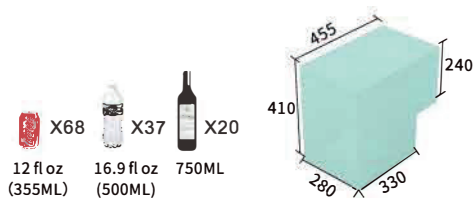
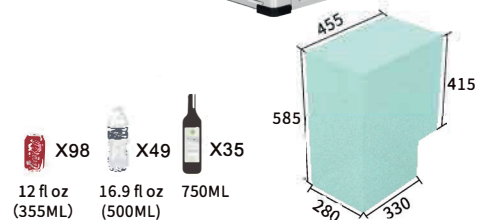


**SECC30**

**SECC40**

**SECC50**

**SECC75**


## Features


- **FREEZES WITHOUT ICE:** -4° F(-20°C) to 68° F(20°C) powerful chilling performance.
- **CAR BATTERY PROTECTION:** With temperature memory function and three stages battery protection system prevents vehicle running out of battery.
- **FEATURES :** Convenient handle, LCD display controlpanel, door latch and ball chain fixture, APP control.
- **High performance:** Name brand compressor offers superior cooling experience.
- **Fit anywhere:** Car/Jeep/Truck/Home/Dorm/Cottage/Garage/RV/Boat/Outdoor (DC/AC).
- **Rugged design:** Shockproof and durable design for handling rocky road. Incline Operation up to 45°off level in short time.
- **Quiet operation:** Less than 45db, like living in quiet suburb.
- **ENERGY SAVING (MAX & ECO MODE):** Two different modes can be adjusted as needed. MAX mode for fast cooling or ECO mode for energy saving.

MODEL:	SECC30	SECC40	SECC50	SECC75
<b>TOTAL CAPACITY:</b>	26.7L/28Quarts/0.94Cu. Ft.	35.7L/38Quarts/1.26Cu. Ft.	44.4L/47Quarts/1.57Cu. Ft.	63.8L/67Quarts/2.25Cu. Ft.
<b>RATED POWER INPUT:</b>	60W	60W	60W	60W
<b>POWER SUPPLY:</b>	12/24V DC, 100~ 240V AC	12/24V DC, 100~ 240V AC	12/24V DC, 100~ 240V AC	12/24V DC, 100~ 240V AC
<b>RATED CURRENT:</b>	DC 5.0A/2.5A AC 1.2A-0.5A	DC 5.0A/2.5A AC 1.2A-0.5A	DC 6.0A/3.0A AC 1.5A-0.7A	DC 6.0A/3.0A AC 1.5A-0.7A
<b>FRIDGE DIMENSION (L X W X H INCH):</b>	652*369*357mm 25 3/4*14 9/16*14 1/16inch	652*369*427mm 25 3/4*14 9/16*16 13/16inch	652*369*497mm 25 3/4*14 9/16*19 9/16inch	652*369*673mm 25 3/4*14 9/16*26 1/2inch
<b>PACKING SIZE (L X W X H INCH):</b>	665*440*410mm 26 3/16*17 5/16*16 1/8	665*440*480mm 26 3/16*17 5/16*18 15/16	665*440*550mm 26 3/16*17 5/16*21 5/8	665*440*725mm 26 3/16*17 5/16*28 9/16
<b>NET WEIGHT:</b>	12.9kg/28.4lbs	13.7kg/30.2lbs	14.4kg/31.7	17.9kg/39.5lbs
<b>GROSS WEIGHT:</b>	14.6kg/32.2lbs	15.4kg/34.0lbs	16.3kg/35.9lbs	19.8kg/43.7lbs
<b>FRIDGE/FREEZER (COMBINATION):</b>	-20~20°C (-4~68°F)	-20~20°C (-4~68°F)	-20~20°C (-4~68°F)	-20~20°C (-4~68°F)
<b>FCL QUANTITY:</b>	215/440/528 (20/40/40'HQ)	164/340/425 (20/40/40'HQ)	172/352/352 (20/40/40' HQ)	129/264/264 (20/40/40'HQ)
<b>NOISE LEVEL:</b>	<45dB	<45dB	<45dB	<45dB

\*Due to product improvement, the technical information might be different from actual information, please refer to the rating label on the product. (Note:±3°C temperature difference is permitted)



Control panel



Handle



Cup holders




Pull chain fixture



Door latch



Interior chamber



Foot pad



AC/DC dual use